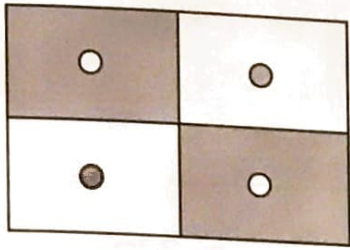



6 What percentage of each shape is shaded? Justify your reasoning.

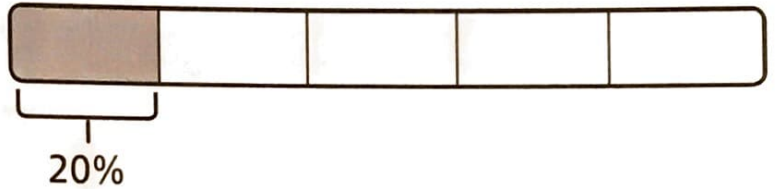


%



%

Reflect



Write a story problem about percentages and fractions that fits this bar model.

- ---
- ---
- ---
- ---